

Quick start - Bluetooth

With the Pluggerz Protect & Communicate Bluetooth you can listen to music, navigation or speech while protecting your hearing.

Application

For listening to music, two way communication, using a (wireless) walkie talkie or navigation system in a noisy environment.

The filter

The Bluetooth headset has a flat filter with an attenuation of 17 dB.

The complete attenuation values are as follows:

FREQ.	125 HZ	250 HZ	500 HZ	1000 HZ	2000 HZ	4000 HZ	8000 HZ	SNR	H	M	L
A	19.4	18.1	17.0	16.8	17.5	17.8	18.2	15	14	13	13
S	4.2	4.8	4.2	4.0	3.7	2.1	4.6				
APV	15.2	13.3	12.8	12.8	13.8	15.7	13.6				

Attenuation Pluggerz hearing Protector:

A Average attenuation in dB

S Standard deviation in dB

APV Assumed protection value in dB

SNR Single number rating

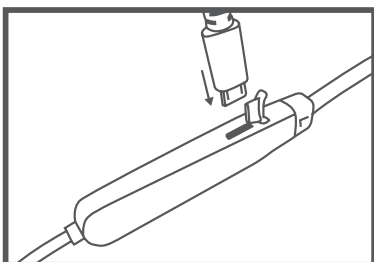
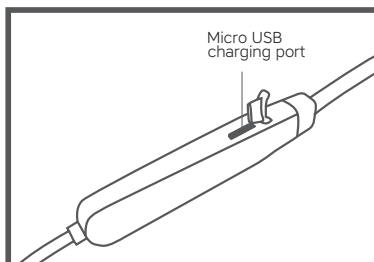
H Protection value in high frequencies in dB

M Protection value in medium frequencies in dB

L Protection value in low frequencies in dB

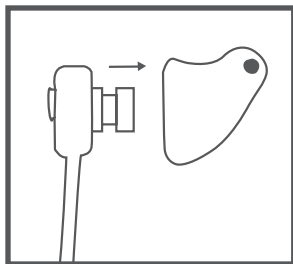
Charging

Fully charge the Bluetooth headset before first use. The headset is fully charged in about two hours and one battery charge will last about 10 hours (300 hours in stand by mode).



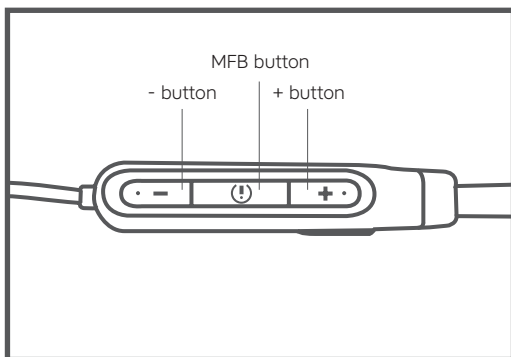
Using the headset

You can connect the headset to the Custom-Fit earplugs by removing the filter from the earplugs. Take the grip on the earplug and gently pull it out of the earplug. Then, press the speaker of the headset in the opening of the earplug. The earplugs fit correctly when the tip points down and the L/R mark matches the L/R mark on the headset.



Functions & control

The Bluetooth headset has various functions, which you can control with the three buttons on the headset.



The Multi Function Button (MFB knob) is the middle button on the headset (see image above).

On/off and connecting to a device

Turn on headset

Hold the MFB button for about 2 seconds to turn on the headset. The light next to the + button will shortly turn blue.

Connecting to Bluetooth device

After turning on, the headset will automatically look for available Bluetooth devices. The light next to the + button will blink red and blue while searching for a device to connect with. On the device you want to connect the headset to, select the headset in the Bluetooth settings and select 'connect'. The connection is established successfully when the light on the headset blinks slowly for about 8 seconds.

If the headset is not connected with a device within 2 minutes, it will go into stand by mode and automatically turn off 3 minutes later.

Disconnecting and connecting to a new device

If the devices get disconnected, the headset will automatically search for a new device to connect to.

Turn off headset

The headset can be turned off by holding the MFB button for 3 seconds. The light next to the + button will shortly turn red.

Incoming calls

Answer/end call

Shortly press the MFB button once to answer an incoming call. The microphone of the headset is located next to the - button. To end a call, press the MFB button again.

Refuse call

If you want to refuse an incoming call, hold the MFB button for 2 seconds.

Call the last number called

To start a call with the last number called, shortly press the MFB button twice.

Multiple phone calls

When another call comes in while being in a call, you can answer or refuse it.

To answer it and end the current call: press the MFB button once.

To answer it and have a waiting call, press the MFB button twice (you will stay in the current call).

To refuse the second call, hold the MFB button a little longer to refuse the second call and continue the current call.

Playing music

Play/pause music

After connecting to a Bluetooth device, press the MFB button once to play the last played song. Press the MFB button again to pause the music.

Next/previous song

To play the next song, hold the + button for about 2 seconds. To play the previous song, hold the - button for about 2 seconds.

Increase/decrease volume

By pressing the + button, you can increase volume. If you press the - button, the volume will decrease.

Technical specs

Bluetooth version	Bluetooth v5.0
Profile	A2DP, AVRCP, HSP, HFP
Product type	2402-2480 MHz (ISM BAND)
Transmit power	Class 2
Receiver sensitivity	<-80dBm (PER 1%)
RF Range	10 m
Charging voltage	DC 5V
Charging time	about 2 hours
Battery capacity	130 mAh (500935 3.7V)
Rated voltage	3.7V
Standby time	about 300 hours
Music time	about 10 hours
Speech time	about 10 hours
Certification	EN352-2 and EN352-10 certification

This manual only applies to the communication product. For the use and maintenance of the earplugs, please consult the Pluggerz Custom-Fit manual.